



Salt Lake City Mission

P.O. Box 142


Salt Lake City, Utah 84110-0142

801.355.6310 Fax 801.355.9364

"providing real change, not spare change since 1993"

*The Salt Lake City Mission
Audited Financial Statements
For the Fiscal Year Ended
September 30, 2010 and September 30, 2009*

*"Verily I say unto you, Inasmuch as ye have done it unto one of the least of these
my brethren, ye have done it unto me." Matthew 25:40*



Salt Lake City Mission Administrative Offices: 320 West 200 South #120B

Mission Ranch: Lucin, Utah

Men's Home: West Valley City, Utah

Providing: * Gospel Services * Food * Clothing * Transitional Housing * Recovery Program & Men's Ranch * Bible Studies * Education * Job Placement *



Salt Lake City Mission

P.O. Box 142
Salt Lake City, Utah 84110-0142
801.355.6310 Fax 801.355.9364


"providing real change, not spare change since 1993"

The Salt Lake City Mission

TABLE OF CONTENTS

Independent Auditors' Report.....	a
Financial Statements	
Statement of Financial Position.....	1
Statement of Activities and Changes in Net Assets.....	2
Statement of Cash Flows.....	3
Statement of Functional Expenses.....	4
Notes to the Financial Statements	5-11
Supplemental Information	12
Independent Auditors' Report on Supplemental Information	13
Salt Lake City Mission Statistical Facts at Glance 2009-2010 Fiscal Year	14

"Verily I say unto you, Inasmuch as ye have done it unto one of the least of these my brethren, ye have done it unto me." Matthew 25:40



**Salt Lake City Mission Administrative Offices: 320 West 200 South #120B
Mission Ranch: Lucin, Utah
Men's Home: West Valley City, Utah**

Providing: * Gospel Services * Food * Clothing * Transitional Housing * Recovery Program & Men's Ranch * Bible Studies * Education * Job Placement *

Dante Lee Montoya
Certified Public Accountant
Business/Tax Consultant Advisor, PLLC
5009 West Clearwater Avenue • Kennewick, WA 99336
(509) 308-5252

INDEPENDENT AUDITOR'S REPORT

November 15, 2010

To the Board of Trustees of
The Salt Lake City Mission and the Blessed Public

We have audited the accompanying statement of financial position of the Salt Lake City Mission (a church, not for profit organization) as of September 30, 2010 and September 30, 2009 and the related statements of activities, functional expenses and cash flows for the years ended September 30, 2010 and September 30, 2009. These financial statements are the responsibility of the Salt Lake City Mission management. Our responsibility is to express an opinion on these financial statements based on our audit.

We conducted our audit in accordance with generally accepted auditing standards of the United States of America. Those standards require that we plan and perform the audit to obtain reasonable assurance about whether the financial statements are free of material misstatement. An audit includes examining, on a test basis, evidence supporting the amounts and disclosures in the financial statements. An audit also includes assessing the accounting principles used and significant estimates made by management, as well as evaluating the overall financial statement presentation. We believe that our audit provides a reasonable basis for our opinion

In our opinion the financial statements referred to above present fairly, in all material respects, the financial position of the Salt Lake City Mission as of September 30, 2010 and September 30, 2009 and the changes in its net assets and its cash flows for the year then ended in conformity with generally accepted accounting principles of the United States of America.

Dante Lee Montoya, CPA

Dante Lee Montoya
Certified Public Accountant
Business/Tax Consultant Advisor, PLLC

The Salt Lake City Mission
STATEMENT OF FINANCIAL POSITION
As of September 30, 2010 and September 30, 2009

	09/30/10	09/30/09
ASSETS		
Current Assets		
Cash and Cash Equivalents	\$ 673	\$ 1,415
Accounts Notes Receivable	57	814
Marketable Securities	500	500
Prepaid Expenses	1,095	1,095
Inventories	143,861	215,892
Total Current Assets	146,186	219,716
Fixed Assets		
Furniture and Fixtures	69,712	69,712
Vehicles	136,320	136,320
Ranch Equipment	103,809	103,809
Ranch Land and Improvements	578,184	520,044
Less: Accumulated Depreciation	(236,985)	(212,841)
Net Fixed Assets	651,040	617,044
Total Assets	\$ 797,226	\$ 836,760
LIABILITIES AND NET ASSETS		
Current Liabilities		
Accounts Payable	\$ 19,576	\$ 45,645
Accrued Liabilities	28,606	24,338
Bank Line of Credit	99,589	98,659
Current Portion of Long-Term Debt	36,716	38,777
Total Current Liabilities	184,487	207,419
Long-Term Bank Notes and Debt	229,437	263,707
Total Liabilities	413,924	471,126
Net Assets		
Unrestricted	383,302	365,634
Temporarily Restricted	-	-
Permanently Restricted	-	-
Total Net Assets	383,302	365,634
Total Liabilities and Net Assets	\$ 797,226	\$ 836,760

The accompanying notes are an integral part of the financial statements.

The Salt Lake City Mission
STATEMENT OF ACTIVITIES AND CHANGES IN NET ASSETS
For the Fiscal Year Twelve Months Ended September 30, 2010 and September 30, 2009

	Twelve Months ended	
	09/30/10	09/30/09
<i>Unrestricted Support Revenues:</i>		
Cash Contributions	\$ 829,437	\$ 838,995
In-Kind Donations of Food, Clothing and Services	1,303,345	923,200
Total Cash and In-Kind Contributions	2,132,782	1,762,195
Other Program Income	3,699	1,674
Total Support Revenues	2,136,481	1,763,869
 <i>Program Service Expenses:</i>		
Mission Outreach Ministries	1,140,519	856,647
Mission Literacy Education Ministries	26,676	17,701
Mission Food and Clothing Ministries	532,413	291,611
Mission Transitional Housing Ministries	26,918	95,817
Ranch Work Ministries	101,444	163,818
Total Program Services	1,827,970	1,425,594
 <i>Supporting Activity Expenses:</i>		
General and Administrative	22,076	51,138
Development and Fund Raising	268,767	285,809
Total Supporting Activities	290,843	336,947
Total Expenses	2,118,813	1,762,541
<i>Net Change in Unrestricted Net Assets</i>	17,668	1,328
<i>Net Change in Temporarily Restricted Net Assets</i>	-	-
<i>Net Change in Permanently Restricted Net Assets</i>	-	-
Net Assets, Beginning of Year	365,634	364,306
Net Assets, End of Year	\$ 383,302	\$ 365,634

The accompanying notes are an integral part of the financial statements.

The Salt Lake City Mission
STATEMENT OF CASH FLOWS

For the Fiscal Year Twelve Months Ended September 30, 2010 and September 30, 2009

	Twelve Months ended	
	09/30/10	09/30/09
CASH FLOWS FROM OPERATING ACTIVITIES		
Increase (Decrease) in Net Assets	\$ 17,668	\$ 1,328
Adjustments to reconcile change in net assets to net cash provided by operating activities:		
Decrease (Increase) in Inventories	72,031	(12,013)
Decrease (Increase) in Accounts Notes Receivable	757	1,066
Depreciation	24,144	26,460
Increase (Decrease) in Accounts Payable	(26,069)	11,412
Increase (Decrease) in Accrued Liabilities	4,268	1,332
<i>Net Cash provided by Operating Activities</i>	92,799	29,585
 CASH FLOWS PROVIDED (USED) BY INVESTING ACTIVITIES		
Investment in Vehicle and Ranch Equipment	-	(29,216)
Investment in Ranch Land Improvements	(58,140)	-
<i>Net Cash used by Investing Activities</i>	(58,140)	(29,216)
 CASH FLOWS PROVIDED (USED) BY FINANCING ACTIVITIES		
Payment on Long-Term Debt	(36,332)	(32,367)
Increase in Long-Term Borrowings	-	35,000
Net (Decrease) Increase in Short-Term Borrowings and Current Maturities	931	(699)
<i>Net Cash provided by Financing Activities</i>	(35,401)	1,934
 Net Increase in Cash and Equivalents	(742)	2,303
 Cash and Equivalents, Beginning of Year	1,415	(888)
Cash and Equivalents, End of Year	\$ 673	\$ 1,415

The accompanying notes are an integral part of the financial statements.

The Salt Lake City Mission
STATEMENT OF FUNCTIONAL EXPENSES
For the Fiscal Year Ended September 30, 2010
(With Comparative Totals for the Prior Fiscal Year Ended September 30, 2009)

Type of Expenses	Program Services Ministries						Supporting Activities Ministries			Years Ended	
	Mission Outreach Ministries	Literacy Education Ministries	Ranch Work Ministries	Food and Clothing Ministries	Transitional Housing Ministries	Total Services Ministries	General and Administrative Ministries	Funding Development Ministries	Total Supporting Ministries	Total Mission Ministries	Total Mission Ministries
Salaries and Benefits	\$ 76,690	\$ 15,981	\$ 44,361	\$ 112,417	\$ 9,368	\$258,817	\$13,225	\$3,582	\$16,807	\$275,624	\$325,683
Mission Occupancy Expenses	18,939	3,951	10,969	27,796	2,316	\$63,971	3,270	886	\$4,156	68,127	68,056
Mission Specific Assistance to Clients	1,012,566	-	-	344,761	-	\$1,357,327	-	-	-	1,357,327	948,073
Office and Administrative Expenses	14,005	2,922	8,111	20,554	1,713	\$47,305	2,418	655	\$3,073	50,378	40,007
Professional Services	4,167	869	2,413	6,116	510	\$14,075	719	195	\$914	14,989	11,973
Public Awareness Radio/Newspaper	-	-	-	-	-	-	-	28,801	\$28,801	28,801	28,965
Donations to Other Ministries	-	-	-	-	-	-	-	6,704	\$6,704	6,704	3,676
Depreciation	6,712	1,400	3,887	9,851	821	\$22,671	1,159	314	\$1,473	24,144	26,460
Mission Development	-	-	-	-	-	-	-	227,282	\$227,282	227,282	231,397
Vehicle Expenses	7,173	1,497	4,154	10,528	877	\$24,229	1,239	336	\$1,575	25,804	27,628
Travel Expenses	8	2	4	11	1	\$26	1	-	\$1	27	3,553
Housing Program Expenses	-	-	-	-	11,280	\$11,280	-	-	-	11,280	12,385
Meeting Expenses	259	54	150	379	32	\$874	45	12	\$57	931	1,308
Ranch Property Expenses	-	-	27,395	-	-	\$27,395	-	-	-	27,395	33,377
Total Fiscal Year Ended 09/30/2010	\$1,140,519	\$26,676	\$101,444	\$532,413	\$26,918	\$1,827,970	\$22,076	\$268,767	\$290,843	\$2,118,813	
Percent of Total Fiscal Year Ended 09/30/2010	53.8%	1.3%	4.8%	25.1%	1.3%	86.3%	1.0%	12.7%	13.7%	100.0%	
Total Fiscal Prior Year Ended 09/30/2009	\$856,647	\$17,701	\$163,818	\$291,611	\$95,817	\$1,425,594	\$51,138	\$285,809	\$336,947	1,762,541	
Percent of Total Prior Fiscal Year Ended 09/30/2009	48.6%	1.0%	9.3%	16.5%	5.4%	80.9%	2.9%	16.2%	19.1%	100.0%	

The accompanying notes are an integral part of the financial statements.

The Salt Lake City Mission
Notes to the Financial Statements
For the Fiscal Year Ended September 30, 2010 and September 30, 2009

Note 1: Nature of the Organization:

The Spectacular Ministries of the Lords' Servants was approved by the Utah Division of Corporations Department of Business Regulation as a Utah Corporation on April 16, 1986.

The Spectacular Ministries of the Lords' Servants founded the Salt Lake City Mission (SLC Mission) in 1994 as a Non-Denominational Christian Mission Church that serves the entire Salt Lake Valley community. As a Church the SLC Mission is recognized by the United States Internal Revenue Service (IRS) as a 501 (c) (3) tax-exempt organization. The SLC Mission is part of the Association of Gospel Rescue Missions (a 320 plus member organization).

The SLC Mission is a not for profit organization, which operates an inner city rescue mission and ministry. The SLC Mission ministers in Salt Lake City to men, women and children confronting homelessness, poverty, and substance dependencies. The SLC Mission provides hot meals and a food pantry, emergency shelter, clothing, blankets, sleeping bags, hygiene items, crisis intervention and counseling, literacy education, job placement and long-term recovery and discipleship programs. The recovery/discipleship programs include the Inner City Men's Home (The Up Word Motion Program) and the Rural Ranch Men's Home (The Second Chance Ranch). The SLC Mission also interfaces and coordinates its efforts and resources with other Salt Lake Valley organizations and citizens to achieve the maximum help and results for the homeless men, women and children it serves and blesses.

Note 2: Summary of Significant Accounting Policies and Basis of Financial Statement Presentation:

The significant accounting policies and basis of financial statement presentation enhance the usefulness and provide full disclosure of the organization's financial results to the informed reader of the financial statements.

Basis of Accounting

The SLC Mission is required to report information regarding its financial position and activities according to three classes of net assets: unrestricted, temporarily restricted and permanently restricted. Amounts received are recorded as unrestricted, temporarily restricted or permanently restricted supports depending on the existence and/or nature of any donor restrictions. Assets received with restriction, whose restrictions are met in the same year they are received, are reported as unrestricted net assets. For the years presented, the SLC Mission had only unrestricted net assets.

The accounts of the SLC Mission are maintained on the accrual basis in accordance with the principles of fund accounting.

The Salt Lake City Mission
Notes to the Financial Statements
For the Fiscal Year Ended September 30, 2010 and September 30, 2009

Note 2: Summary of Significant Accounting Policies and Basis of Financial Statement Presentation: (continued)

Cash and Cash Equivalents

Cash includes checking, savings and money market deposits in interest and non-interest bearing accounts with financial institutions.

Marketable Securities

Marketable Securities include marketable equity stock securities. These investment securities are recorded at the lower of cost or fair market value at the statement of financial position date. At September 30, 2010 and September 30, 2009 the cost of the equity securities approximated fair market value. The securities were received as a donation.

Inventories

Inventories include donated items such as food, new and used clothing, household furniture/appliances and personal hygiene items used in the operations of the SLC Mission's programs. Inventories also include gift-in-kind inventory, which at September 30, 2010 and September 30, 2009 includes \$24,299 and \$13,750, respectively of items held for resale. When sold the proceeds are utilized for operating expenses of the SLC Mission. The value of inventory is recorded at its estimated fair value at the date of donation using a nationally accepted computer software database of approximate valuations.

Land, Buildings and Equipment

Land, buildings and equipment are recorded at cost when purchased or, if donated, at estimated fair value at the date of receipt. Depreciation is provided using the straight-line method over the following estimated useful life of the SLC Mission's fixed assets:

Buildings and Leasehold Improvements	10 - 39 years
Machinery/Equipment, Furniture and fixtures	5 - 10 years
Vehicles	3 - 5 years

Depreciation expense for years ended September 30, 2010 and September 30, 2009 was \$24,144 and \$26,460, respectively.

The SLC Mission reports gifts of land, buildings and equipment as unrestricted support unless explicit donor stipulations specify how the donated assets must be used. Gifts of long-lived assets with explicit restrictions that specify how the assets are to be used and gifts of cash or other assets that must be used to acquire long-lived assets are reported as restricted net assets and support.

The Salt Lake City Mission
Notes to the Financial Statements
For the Fiscal Year Ended September 30, 2010 and September 30, 2009

Note 2: Summary of Significant Accounting Policies and Basis of Financial Statement Presentation: (continued)

Contributions

Donation income is recorded when received or ownership of donated assets is transferred to the SLC Mission. Donor restricted contributions are recorded as revenue in the temporarily restricted class of net assets until the funds have been expended by the SLC Mission for the purposes specified by the donor. Donated materials, including gifts-in-kind, are recorded at estimated fair value. Donations of marketable securities are recorded at market value on the date of receipt into the brokerage account of the SLC Mission. The SLC Mission records income and expense for contributed professional services at the fair market value of the billed and contributed invoice for the number of hours and services contributed by the professional services firm. Donations of food, clothing and other consumables in excess of the requirements of the SLC Mission's clients are contributed to or traded with other relief organizations to avoid waste. Certain donated items are held for resale and the proceeds of which go to offset program expense.

Functional Expense Allocation

The full cost of providing various program services and supporting activities have been summarized on a functional basis in the statement of functional expenses. Accordingly, certain costs, such as depreciation, salaries and benefits, occupancy and office costs have been allocated among the services and supporting activities benefited based upon management estimates.

During the fiscal years ended September 30, 2010 and September 30, 2009 the SLC Mission incurred allocable costs of \$268,767 and \$285,809, respectively, for information materials and funding development expenses. These materials included brochures, direct mail letters and radio advertisement. Development activities continue at a significant level to increase public awareness of the SLC Mission and the base of donors, who regularly contribute. The SLC Mission Funding Development continues at a substantial level to offset the economic downturn and increasing homeless population during fiscal year 2010.

Note 3: Capital Assets

Capital Assets at September 30, 2010 and September 30, 2009 are summarized as follows:

	<u>09/30/2010</u>	<u>09/30/2009</u>
Ranch Land and Improvements	\$ 578,184	\$ 520,044
Ranch Equipment	103,809	103,809
Furniture and Fixtures	69,712	69,712
Vehicles	<u>136,320</u>	<u>136,320</u>
Total Capital Assets	888,025	829,885
Less: Accumulated Depreciation	<u>(236,985)</u>	<u>(212,841)</u>
Total Net Capital Assets	<u>\$651,040</u>	<u>\$ 617,044</u>

The Salt Lake City Mission
Notes to the Financial Statements
For the Fiscal Year Ended September 30, 2010 and September 30, 2009

Note 4: Gift In-Kind Program

The SLC Mission operates a substantial gift in-kind program. Gift in-kind donations and distributions for the fiscal years ended September 30, 2010 and September 30, 2009 are presented below:

Description Fiscal Year September 30, 2010	Beginning Book Values	Add: Contributions	Subtract: Distributions/Transfers	Ending Book Values
Marketable Securities	\$ 500	\$ 0	\$ 0	\$ 500
Food, Clothing and Other Inventory Items	215,892	1,038,551	1,110,582	143,861
Medical/Dental Services	0	264,794	264,794	0
Totals	\$216,392	\$ 1,303,345	\$1,375,376	\$144,361

Description Fiscal Year September 30, 2009	Beginning Book Values	Add: Contributions	Subtract: Distributions/Transfers	Ending Book Values
Marketable Securities	\$ 500	\$ 0	\$ 0	\$ 500
Food, Clothing and Other Inventory Items	203,879	923,200	911,187	215,892
Medical/Dental Services	0	0	0	0
Totals	\$204,379	\$923,200	\$911,187	\$216,392

Gift-In-Kind distributions include SLC Mission specific assistance to clients, professional medical and dental service expenses, donated labor and marketable securities sales, losses, decline in market value which is less than recorded basis.

The food, clothing and other inventory at September 30, 2010 and September 30, 2009 includes \$24,299 and \$24,299, respectively of inventory items held for resale, which will be utilized for asset conversion to cash to meet the operational requirements of the SLC Mission.

The Salt Lake City Mission
Notes to the Financial Statements
For the Fiscal Year Ended September 30, 2010 and September 30, 2009

Note 5: Long-Term Debt

Long-Term Debt consists of Notes Payable and Capital Leases, which were used to purchase ranch property and certain fixed assets used in the SLC Mission programs at September 30, 2010 and September 30, 2009, are as follows:

	<u>09/30/2010</u>	<u>09/30/2009</u>
Bank Notes Payable	\$226,188	\$254,698
Vendor Notes Payable	<u>39,965</u>	<u>47,786</u>
Total Long-Term Debt	\$266,153	\$302,484
Less: Current Maturities	<u>36,716</u>	<u>38,777</u>
Long-Term Notes and Debt	<u>\$229,437</u>	<u>\$263,707</u>

Principle maturities of long-term debt are as follows:

Years Ending <u>September 30,</u>	<u>Amount</u>
2011	\$ 36,716
2010	31,432
2012	24,242
2013	24,169
2014	25,457
Thereafter	<u>124,137</u>
Total	<u>\$266,153</u>

Notes Payables on September 30, 2010 and September 30, 2009 are as follows:

	<u>09/30/2010</u>	<u>09/30/2009</u>
Note payable to Wells Fargo Bank	\$ 85,784	\$ 93,970

The bank note to Wells Fargo Bank includes fixed interest at 6.0% and is due in annual installments of \$14,939.97 on December 15, maturing December 15, 2018. The note is secured by Ranch Land and Improvements.

Note payable to Wells Fargo Bank	\$ 96,326	\$102,598
----------------------------------	-----------	-----------

The bank note to Wells Fargo Bank includes variable interest at 6.98%, adjustable every five years with the next adjustment date of December 15, 2009 to the United States Treasury Index ("TCM") plus 3%, due in annual installments of \$14,939.97 on December 15, maturing December 15, 2018 and a prepayment penalty of 5% to 1% for every year before the next adjustment date. The note is secured by Ranch Land and Improvements.

Note payable to Strategic Consulting	\$ 39,965	\$ 47,786
--------------------------------------	-----------	-----------

Unsecured vendor long-term payment arrangement to Strategic Consulting that includes fixed interest at 2.0% and is due in annual installments of not less than \$12,000 by December 2011, and the balance of \$12,000 by December of each year thereafter until paid in full.

The Salt Lake City Mission
Notes to the Financial Statements
For the Fiscal Year Ended September 30, 2010 and September 30, 2009

Note 5: Long-Term Debt (continued) 09/30/2006 09/30/2005

Note payable to John Deere Credit Corporation	\$ 8,361	\$ 16,225
---	----------	-----------

Equipment Note to John Deere Credit Corporation includes fixed interest at 6.35% and is due in annual installments of \$8,898.90 on November 20, maturing November 20, 2010. The note is secured with 2-tractors, swather, baler, disk and combine ranch equipment.

Note payable to American First Credit Union #1	\$ 5,425	\$ 7,583
--	----------	----------

Vehicle loan to American First Credit Union includes fixed interest at 5.24% and is due in monthly installments of \$199.00, maturing on May 10, 2013. The note is secured with a 1995 Ford F-350 ranch vehicle.

Note payable to American First Credit Union #2	\$ 30,292	\$ 34,322
--	-----------	-----------

Vehicle loan to American First Credit Union includes fixed interest at 7.49% and is due in monthly installments of \$539.00, maturing on September 25, 2013. The note is secured with a 2009 Jeep Utility 4WD vehicle.

Note 7: Non-operating Losses

The SLC Mission received gift in kind marketable common stock securities of \$200,000 during the year ended September 30, 2002. Certain marketable common stock securities have investment community imposed restrictions, which limit the timing of the sale of the marketable common stock securities. The common stock securities have been written down to a nominal market value of \$500 and \$500, respectively as of September 30, 2010 and September 30, 2009

Note 9: Contingencies

The SLC Mission has no recognized contingent liabilities, uncertain financial transactions, financial guarantees or pending litigation matters which would result in any additional liabilities.

Note 10: Federal Income Tax

The SLC Mission is a church and as such is recognized as a 501 (c) (3) not-for-profit corporation as defined by the IRS. The SLC Mission has not had any unrelated business taxable income and has not owed Federal income tax.

The Salt Lake City Mission
Notes to the Financial Statements
For the Fiscal Year Ended September 30, 2010 and September 30, 2009

Note 11: State Income, Sales, Franchise and Local Property Taxes

The SLC Mission is a church and as such has received an exemption from the State of Utah Tax Commission for Utah State sales, use and franchise taxes.

Note 12: Conflict-of-Interest Policy

It is the policy of the SLC Mission that all officers, directors and committee members shall avoid any conflict between their own individual interests and the interests of the SLC Mission. The SLC Mission has a conflict-of-interest policy whereby board and committee members must advise the board of any direct or indirect interest in any transaction or relationship with the SLC Mission and do not participate in discussions and decisions regarding any action affecting their individual, professional or business interests.

Note 13: Related Parties

The governing powers of the SLC Mission are vested in the Board of Trustees and they govern over all the affairs of the SLC Mission. The Administrative staff oversees on premises, the day-to-day operations and delegate authority to agents and volunteers as needed for the safe, effective and efficient operation of the SLC Mission.

The SLC Mission Board of Trustees is served by the Pastor and Assistant Pastor of the SLC Mission. The Pastor and Assistant Pastor also serve as the Executive Director (Officer) and Assistant Executive Director (Officer) of the SLC Mission, respectively.

Note 14: Use of Estimates in the Preparation of Financial Statements

The preparation of financial statements in conformity with generally accepted accounting principles requires management to make estimates and assumptions that affect the reported amounts of assets and liabilities; the disclosure of contingent assets and liabilities at the date of the financial statements; and the reported amounts of revenues and expenses during the relevant period. Actual results could differ from the estimates.

Note 15: Subsequent Events:

Subsequent events have been evaluated by management through November 15, 2010 which is the date the financial statements are issued to the blessings of the Public.

The Salt Lake City Mission

SUPPLEMENTAL INFORMATION

Dante Lee Montoya
Certified Public Accountant
Business/Tax Consultant Advisor, PLLC
5009 West Clearwater Avenue • Kennewick, WA 99336
(509) 308-5252

**INDEPENDENT AUDITORS' REPORT ON
SUPPLEMENTAL INFORMATION**

November 15, 2010

To the Board of Trustees of
The Salt Lake City Mission and the Blessed Public

Our report on the audit of the financial statements of the Salt Lake City Mission for the years ended September 30, 2010 and September 30, 2009 appear on page a. The audit was conducted for the purpose of forming an opinion on the financial statements taken as a whole. The Salt Lake City Mission "Statistical Facts at a Glance 2009-2010 Fiscal Year" are not a required part of the financial statements and, accordingly, we express no opinion on them. The management of the Salt Lake City Mission presents this information to the public to provide the informed reader of its assistance and blessings upon the Community it serves.

Dante Lee Montoya, CPA

Dante Lee Montoya
Certified Public Accountant
Business/Tax Consultant Advisor, PLLC



Salt Lake City Mission

P.O. Box 142

Salt Lake City, Utah 84110-0142

801.355.6310 Fax 801.355.9364

"providing real change, not just spare change since 1993"

FACTS AT A GLANCE 2009-2010 Fiscal Year


Established in 1993, The Salt Lake City Mission was set up to help the homeless and poor become independent, productive members of society through a life centered in Jesus Christ. We are committed to helping the needy, all who have a genuine need, regardless of race, creed, religion, age or national origin.

By providing emergency services and long-term recovery programs, we help to meet the physical, mental, educational and spiritual needs of individuals.

During this past year, The Salt Lake City Mission:

- Watched over 650 people make faith decisions for Christ.
- Served over 114,689 meals to the destitute and needy of Utah throughout this year.
- Provided Breakfast and a Sack Lunch - Monday-Saturday behind Road Home Men's, Women's and Family Shelters, from our mobile kitchen unit, serving 8,316 meals a month. Over 61,171 meals served there throughout this year.
- Held special "All Day Outreaches" at Pioneer Park, on Easter, Memorial Day, the Fourth of July, and on Labor Day, serving over 6,125 hot prepared meals at these events.
- Provided 1,000 Turkey Baskets for Thanksgiving with all the trimmings to destitute families in need.
- Served a "Delicious" "Thanksgiving Dinner" to over 3,000 at "Energy Solutions Arena" Tuesday before Thanksgiving
- On Thanksgiving Day served a "Delicious" "Thanksgiving Dinner" to over 1,657 at "The Christian Life Center"
- Provided 1,000 Households with Christmas Boxes. Turkey's, Ham's, Trimmings & Toys with Eagle Ranch.
- Distributed over 2,250 pantry style meals through food boxes to needy families.
- On Christmas Day served over 1,875 "Delicious" "Christmas Dinners". We also distributed over 2,000 wrapped Christmas presents to needy and homeless children.
- On New Year's Day served 2,240 "Delicious" "New Year's Meals" with the help of 400 volunteers assisting.
- Provided 6,000 people with over 65,809 pieces of clothing, household goods, furniture and appliances.
- Graduated 13 men and to self-sufficiency from our Long-Term Recovery Programs.
- Averaged 20 men in our Long-Term Recovery Programs.
- Watched 8 men in our *Long-Term Recovery Programs* receive their Associates Degrees and 5 men received their Bachelor's Degrees from the Sure Foundation Theological Seminary.
- Conducted more than 3,000 counseling sessions to needy souls.
- Graduated 4 men from The Second Chance Ranch Program in western Box Elder County. A 640-acre working ranch with horses, cattle, sheep, chickens and vegetable gardens.
- Facilitated GED's, Vocational Rehabilitation assistance and college for our graduates.
- Conducted 26,720 hours of Bible Studies, Life Skills & Group Sessions.
- Provided co-pays for hearing aids, eyeglasses and prescription medication for our clients.
- Received encouragement and support from over 850 Volunteers that performed over 154,396 hours of service to the needy and destitute throughout the year.
- Salt Lake City Street News, created over 60 self-employment opportunities for the homeless.

"Verily I say unto you, Inasmuch as ye have done it unto one of the least of these my brethren, ye have done it unto me." Matthew 25:40



Salt Lake City Mission Administrative Offices: 320 West 200 South #120B

Mission Ranch: Lucin, Utah

Men's Home: West Valley City, Utah